


Pastors' Views on Worship

Survey of American Protestant Pastors

Methodology

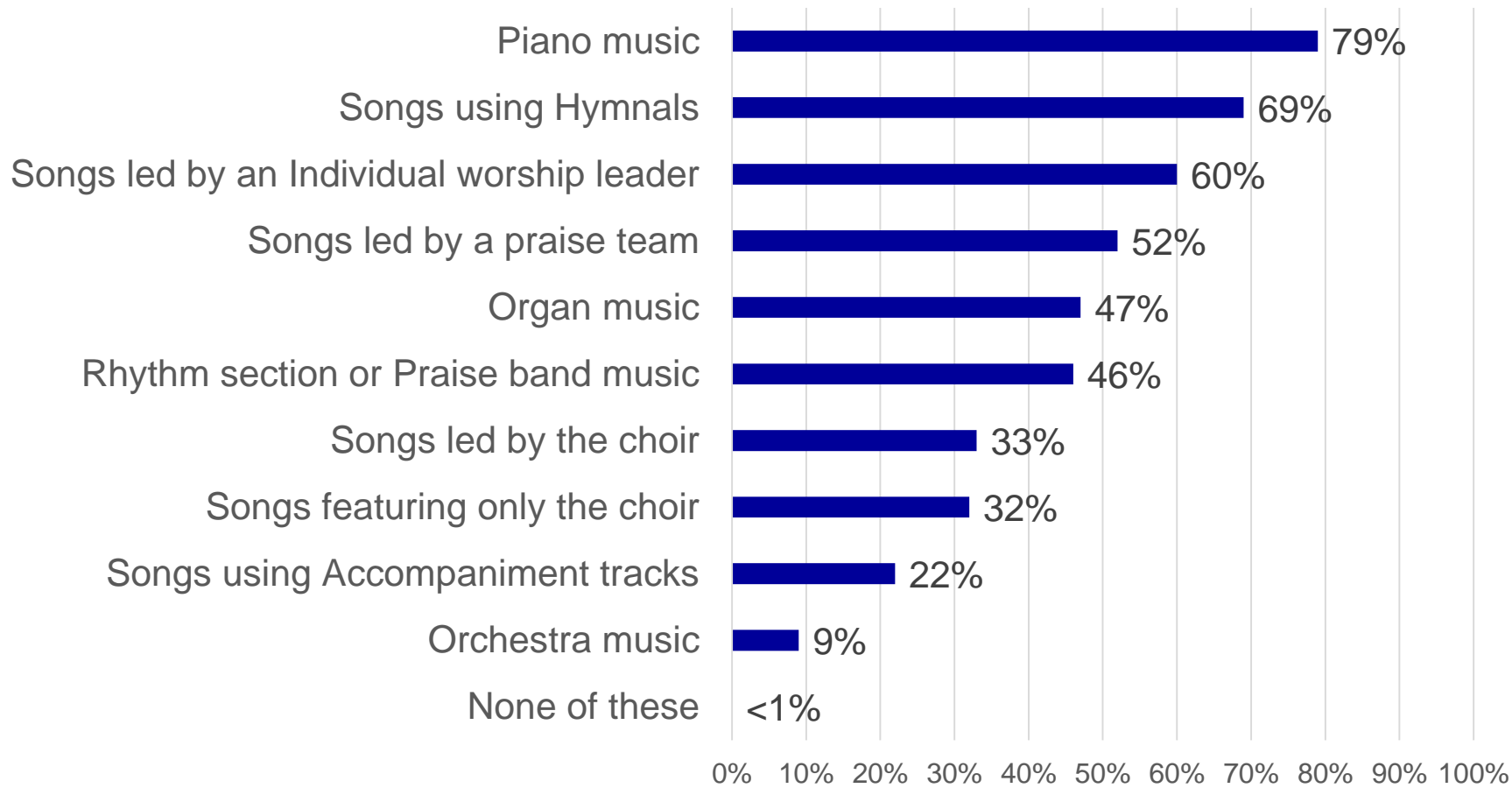
- The phone survey of 1,000 Protestant pastors was conducted August 29 – September 11, 2018
- The calling list was a stratified random sample, drawn from a list of all Protestant churches. Quotas were used for church size
- Each interview was conducted with the senior pastor, minister or priest of the church called
- Responses were weighted by region to more accurately reflect the population
- The completed sample is 1,000 surveys
- The sample provides 95% confidence that the sampling error does not exceed $\pm 3.2\%$
- Margins of error are higher in sub-groups

Survey Responses



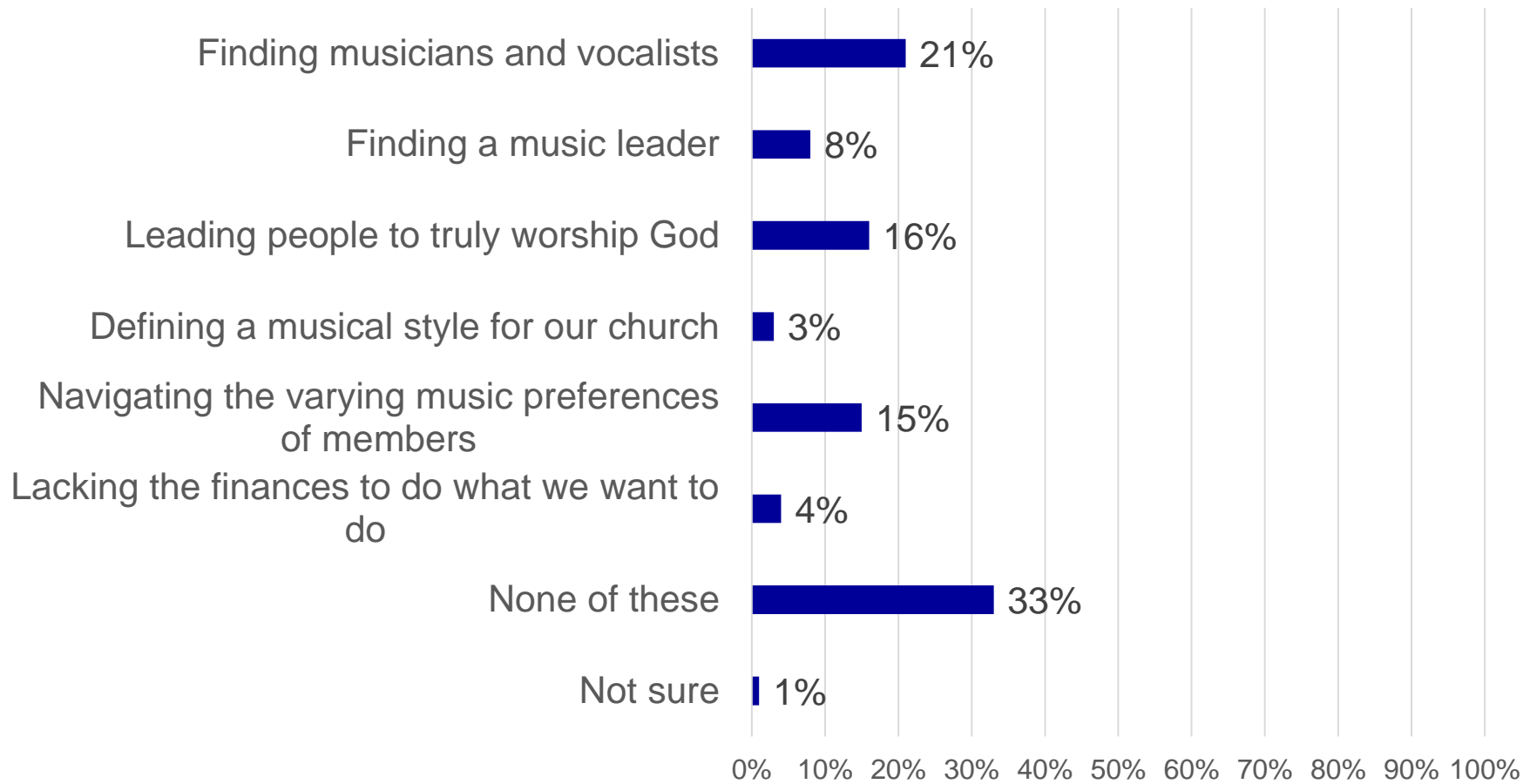
“Which of the following elements are a regular part of your worship service music programming?”

Among Protestant Pastors



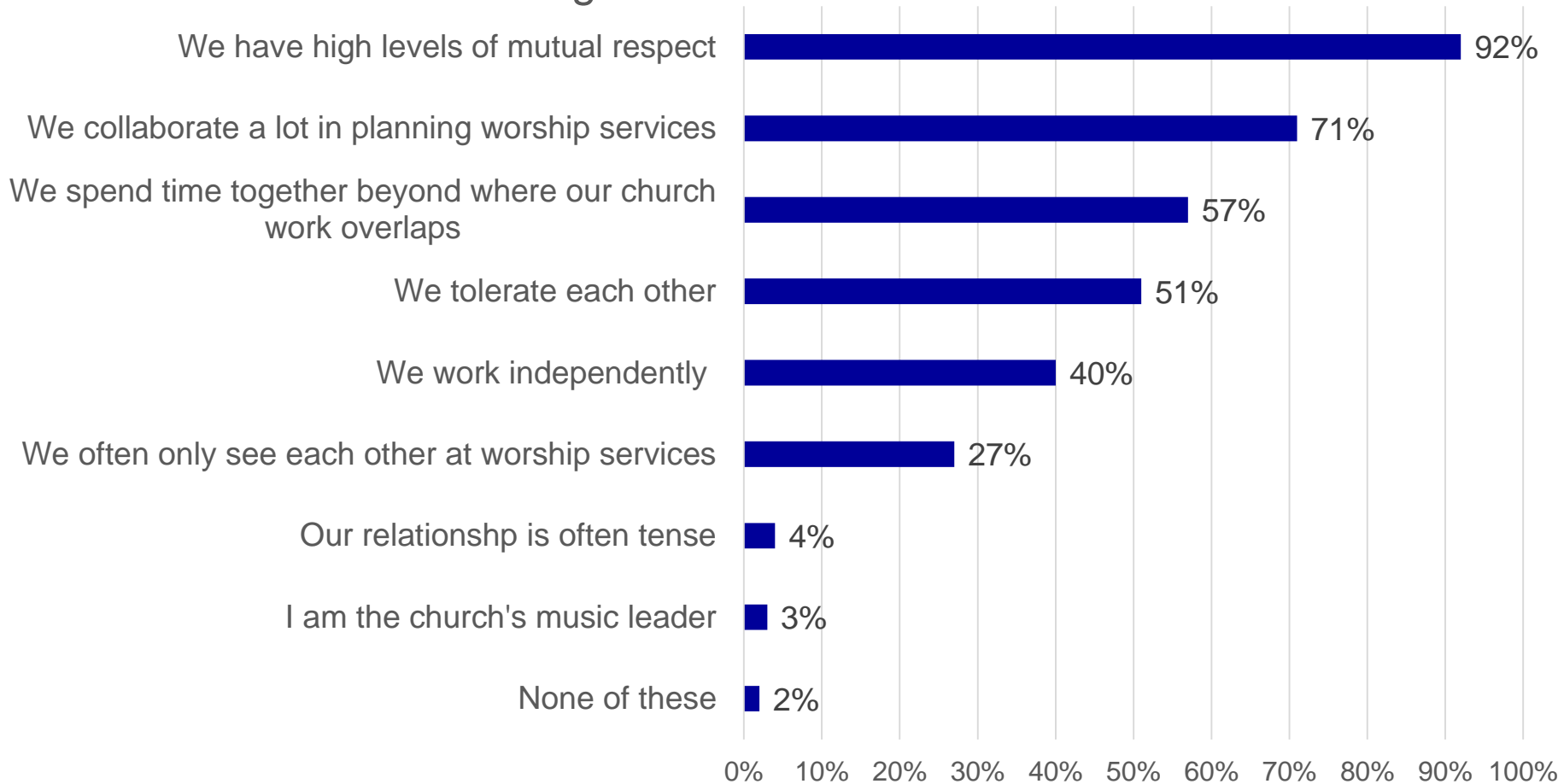
21% say their biggest challenge is finding musicians and vocalists; 16% say it is leading people to truly worship God

Among Protestant Pastors



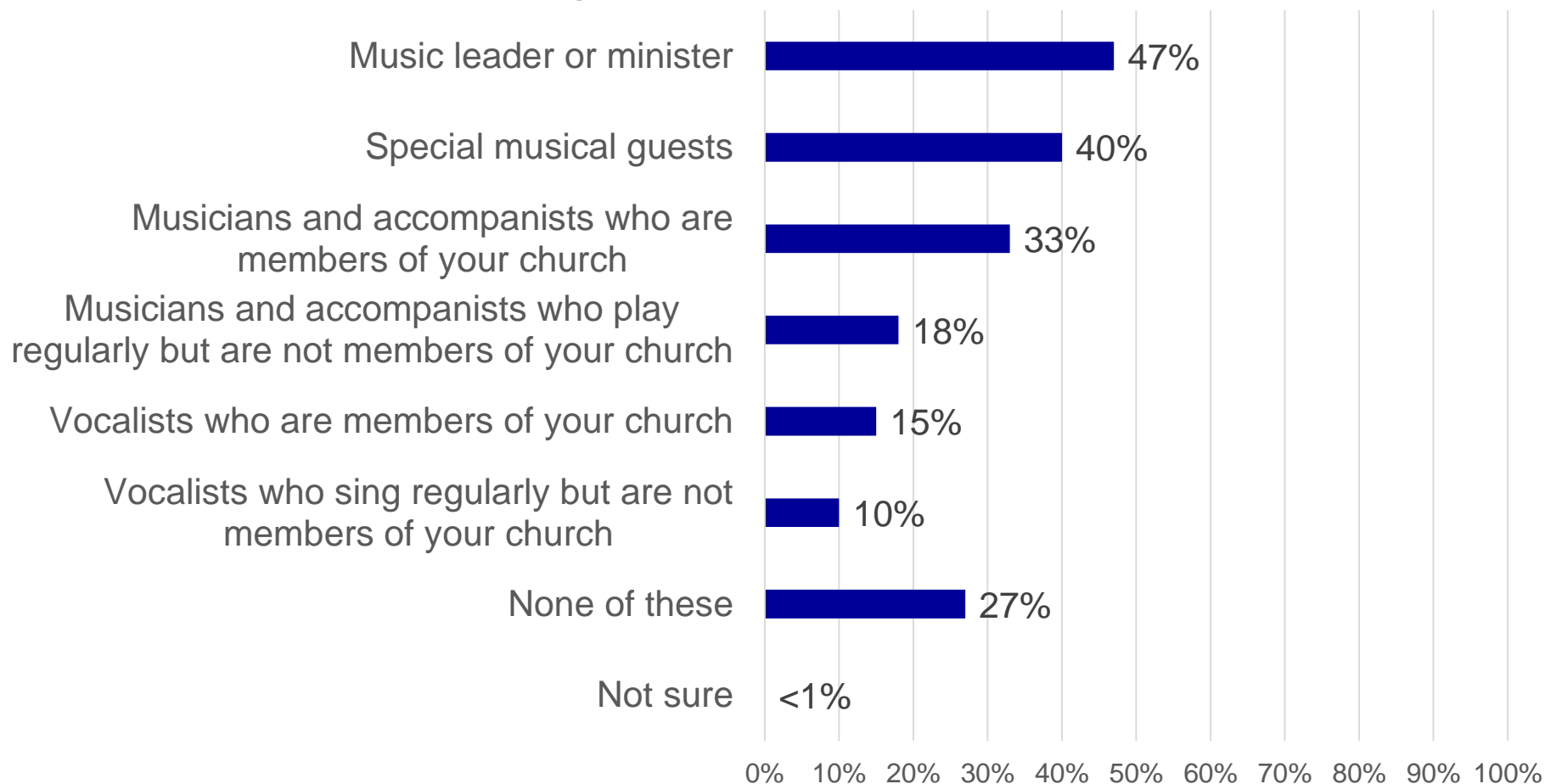
“Which of the following describe your relationship with your church’s music leader?”

Among Protestant Pastors



“In the last year, which if any of the following has your church paid for their services?”

Among Protestant Pastors



Significant Differences

Pastor

Ethnicity

Age

Gender

Education Level

Self-identified Evangelical/Mainline

Church

Region

Denomination

Average Attendance

Significant Statistical Differences

Comparisons were made to determine if there are any significant statistical differences among the church's attendance and region, the pastor's gender, age and ethnicity.

Attendance	Region	Pastor's Gender	Pastor's Age	Ethnicity
0-49	Northeast	Male	18-44	White
50-99	Midwest	Female	45-54	African-American
100-249	South		55-64	Other Ethnicity
250+	West		65+	

Significant Statistical Differences

Comparisons were made to determine if there are any significant statistical differences among the church's denomination and the pastor's education level and identification as evangelical or mainline.

Education Level	Self-Identified	Denomination
No College Degree	Evangelical	Baptist
Bachelor's Degree	Mainline	Lutheran
Master's Degree		Methodist
Doctoral Degree		Pentecostal
		Presbyterian/ Reformed
		Christian/ Church of Christ

“Which of the following elements are a regular part of your worship service music programming?”

Songs featuring only the choir

- Pastors of churches with attendance of 0-49 are the least likely to select (21%)
- Pastors in the West are the least likely to select than those in the Northeast (20%)
- Female pastors are more likely to select than males (45% v. 29%)
- Pastors age 55-64 (35%) are more likely to select than pastors age 65+ (26%)
- African-American pastors (48%) are more likely to select than White pastors (32%)
- Pastors with a Bachelor's degree are the least likely to select (14%)
- Mainline pastors are more likely to select than Evangelical pastors (40% v. 27%)
- Methodists (48%) and Presbyterian/Reformed (45%) are more likely to select than Baptist (34%), Pentecostals (17%), and Christian/Church of Christ (15%)

“Which of the following elements are a regular part of your worship service music programming?” (continued)

Songs led by the choir

- Pastors of churches with attendance of 0-49 are the least likely to select (21%)
- Pastors in the South (41%) are more likely to select than those in the Midwest (26%) and West (20%)
- Female pastors are more likely to select than males (46% v. 30%)
- African-American pastors (51%) are more likely to select than White pastors (32%)
- Pastors with a Bachelor’s degree are the least likely to select (23%)
- Mainline pastors are more likely to select than Evangelical pastors (41% v. 30%)
- Methodists (50%) and Presbyterian/Reformed (40%) are more likely to select than Pentecostals (20%) and Christian/Church of Christ (14%)

“Which of the following elements are a regular part of your worship service music programming?” (continued)

Songs led by a Praise team

- Pastors of churches with attendance of 250+ are the most likely to select (79%)
- Pastors in the West (60%) are more likely to select than those in the Northeast (48%) and South (49%)
- Male pastors are more likely to select than Females (54% v. 43%)
- Pastors age 45-54 (60%) are more likely to select than pastors age 55-64 (50%) and 65+ (47%)
- Pastors of Other Ethnicities (69%) are more likely to select than White pastors (50%)
- Pastors with a Bachelor's degree (60%) are more likely to select than those with a Master's degree (48%)
- Evangelical pastors are more likely to select than Mainline pastors (60% v. 45%)
- Pentecostals are the most likely to select (82%)

“Which of the following elements are a regular part of your worship service music programming?” (continued)

Songs led by an Individual worship leader

- Pastors of churches with attendance of 0-49 (66%) are more likely to select than those with attendance of 50-99 (57%)
- Pastors in the South (66%) are more likely to select than those in the Northeast (51%) and Midwest (52%)
- Pastors with no college degree (65%) or a Bachelor’s degree (66%) are more likely to select than those with a Master’s degree (55%)
- Evangelical pastors are more likely to select than Mainline pastors (65% v. 55%)
- Lutherans are the least likely to select (29%)

“Which of the following elements are a regular part of your worship service music programming?” (continued)

Songs using Hymnals

- Pastors of churches with attendance of 0-49 are the most likely to select (85%)
- Female pastors are more likely to select than males (75% v. 67%)
- Pastors with a Master’s degree (77%) are more likely to select than those with no college degree (55%) or a Bachelor’s degree (59%)
- Mainline pastors are more likely to select than Evangelical pastors (80% v. 62%)
- Pentecostals are the least likely to select (32%)

“Which of the following elements are a regular part of your worship service music programming?” (continued)

Songs using Accompaniment tracks

- Pastors in the South (27%) are more likely to select than those in the Midwest (18%) and West (15%)
- Pastors with a Bachelor’s degree (28%) are more likely to select than those with a Master’s degree (19%)
- Baptists (31%) and Methodists (24%) are more likely to select than Lutherans (13%) and Presbyterian/Reformed (14%)

“Which of the following elements are a regular part of your worship service music programming?” (continued)

Rhythm section or Praise band music

- Pastors of churches with attendance of 250+ are the most likely to select (75%)
- Male pastors are more likely to select than Females (48% v. 37%)
- Pastors age 45-54 (50%) are more likely to select than pastors age 65+ (40%)
- Evangelical pastors are more likely to select than Mainline pastors (54% v. 42%)
- Pentecostals are the most likely to select (73%)

“Which of the following elements are a regular part of your worship service music programming?” (continued)

Orchestra music

- Pastors of churches with attendance of 100-249 (12%) and 250+ (16%) are more likely to select than those with attendance of 0-49 (3%) and 50-99 (6%)
- Pastors age 44-54 (12%) are more likely to select than pastors age 55-64 (7%)
- African-American pastors (19%) are more likely to select than White pastors (9%)
- Pastors with no college degree (10%) or a Master's degree (11%) are more likely to select than those with a Bachelor's degree (3%)
- Baptists (9%), Lutherans (11%), and Presbyterian/Reformed (12%) are more likely to select than Christian/Church of Christ (2%)

“Which of the following elements are a regular part of your worship service music programming?” (continued)

Piano music

- Pastors of churches with attendance of 50-99 (82%) and 100-249 (80%) are more likely to select than those with attendance of 250+ (69%)
- Female pastors are more likely to select than males (86% v. 77%)
- Pastors with a Master’s degree (82%) are more likely to select than those with a Bachelor’s degree (73%)
- Christian/Church of Christ are the least likely to select (41%)

“Which of the following elements are a regular part of your worship service music programming?” (continued)

Organ music

- Pastors in the Northeast (58%) and Midwest (54%) are more likely to select than those in the South (43%) and West (36%)
- Female pastors are more likely to select than males (57% v. 45%)
- Pastors age 55-64 (51%) are more likely to select than pastors age 18-44 (42%)
- African-American pastors (69%) are more likely to select than White pastors (46%)
- Pastors with a Master's degree (56%) or a Doctoral degree (51%) are more likely to select than those with no college degree (33%) or a Bachelor's degree (32%)
- Mainline pastors are more likely to select than Evangelical pastors (58% v. 41%)
- Lutherans are the most likely to select (88%)

“Which of the following is the biggest challenge you face in the area of music in your church?”

- Pastors of churches with attendance of 0-49 (21%) and 50-99 (27%) are more likely to select “Finding musicians and vocalists” than those with attendance of 250+ (10%)
- Pastors of churches with attendance of 0-49 are the least likely to select “Navigating the varying music preferences of members” (7%)
- Pastors in the Midwest (25%) are more likely to select “Finding musicians and vocalists” than those in the South (19%)
- Male pastors are more likely to select “Leading people to truly worship God” than Females (17% v. 10%)
- Pastors age 18-44 (24%) are more likely to select “Finding musicians and vocalists” than pastors age 65+ (16%)
- Pastors age 65+ are the least likely to select “Leading people to truly worship God” (9%)
- Pastors with a Master’s degree (24%) are more likely to select “Finding musicians and vocalists” than those with no college degree (15%) or a Bachelor’s degree (16%)

“Which of the following is the biggest challenge you face in the area of music in your church?” (continued)

- Pastors with a Bachelor’s degree (21%) are more likely to select “Leading people to truly worship God” than those with a Master’s degree (13%)
- Pastors with a Master’s degree (16%) are more likely to select “Navigating the varying music preferences of members” than those with no college degree (9%)
- Evangelical pastors are more likely to select “Leading people to truly worship God” than Mainline pastors (18% v. 13%)
- Lutherans (26%), Methodists (22%), and Pentecostals (23%) are more likely to select “Finding musicians and vocalists” than Christian/Church of Christ (11%)
- Lutherans are the least likely to select “Leading people to truly worship God” (1%)

“Which of the following describe your relationship with your church’s music leader?”

We collaborate a lot in planning worship services

- Pastors of churches with attendance of 250+ are the most likely to select (84%)
- Pastors age 45-54 (78%) are more likely to select than pastors age 55-64 (70%)
- Pastors of Other Ethnicities are the most likely to select (83%)
- Pastors with a Doctoral degree are the most likely to select (83%)
- Christian/Church of Christ are the least likely to select (50%)

We work independently

- Pastors with no college degree (48%) are more likely to select than those with a Master’s degree (39%)

“Which of the following describe your relationship with your church’s music leader?” (continued)

We spend time together beyond where our church work overlaps

- Pastors of churches with attendance of 0-49 are the least likely to select (46%)
- Pastors in the West (61%) are more likely to select than those in the Northeast (49%)
- Male pastors are more likely to select than Females (59% v. 46%)
- Pastors age 18-44 (59%) are more likely to select than pastors age 65+ (49%)
- Pastors with Bachelor’s degree (67%) are more likely to select than those with a Master’s degree (52%)
- Evangelical pastors are more likely to select than Mainline pastors (62% v. 51%)
- Baptists (65%) and Pentecostals (69%) are more likely to select than Lutherans (50%), Methodists (37%), and Presbyterian/Reformed (46%)

“Which of the following describe your relationship with your church’s music leader?” (continued)

We often only see each other at worship services

- Pastors of churches with attendance of 0-49 (37%) and 50-99 (29%) are more likely to select than those with attendance of 100-249 (22%) and 250+ (16%)
- Female pastors are more likely to select than males (36% v. 25%)
- Pastors age 65+ (31%) are more likely to select than pastors age 18-44 (23%)
- Pastors with no college degree are the most likely to select (40%)
- Lutherans (32%), Methodists (30%), Presbyterian/Reformed (39%), and Christian/Church of Christ (30%) are more likely to select than Baptist (18%)

“Which of the following describe your relationship with your church’s music leader?” (continued)

We tolerate each other

- Pastors in the West (57%) are more likely to select than those in the South (48%)
- Pastors age 18-44 (57%) are more likely to select than pastors age 55-64 (49%) and 65+ (45%)

Our relationship is often tense

- No significant differences

“Which of the following describe your relationship with your church’s music leader?” (continued)

We have high levels of mutual respect

- Pastors of churches with attendance of 0-49 are the least likely to select (85%)
- Pastors with a Doctoral degree (97%) are more likely to select than those with a Bachelor’s degree (91%) or a Master’s degree (90%)
- Pentecostals (97%) are more likely to select than Lutherans (89%)

I am the church’s music leader

- No significant differences

“In the last year, which if any of the following has your church paid for their services?”

Special musical guests

- Pastors of churches with attendance of 0-49 are the least likely to select (28%)
- Pastors in the West are the least likely to select (19%)
- Pastors age 55-64 (46%) are more likely to select than pastors age 65+ (35%)
- Pastors of Other Ethnicities are the least likely to select (19%)
- Pastors with a Doctoral degree are the most likely to select (55%)
- Christian/Church of Christ are the least likely to select (20%)

“In the last year, which if any of the following has your church paid for their services?” (continued)

Music leader or minister

- Pastors of churches with attendance of 250+ are the most likely to select (68%)
- Pastors in the South (55%) are the least likely to select than those in the Midwest (42%) and the West (33%)
- Pastors age 65+ are the least likely to select (38%)
- White pastors (48%) are more likely to select than pastors of Other Ethnicities (35%)
- Pastors with a Doctoral degree (57%) are more likely to select than those with no college degree (41%) or a Bachelor's degree (42%)
- Baptist (54%) and Methodists (54%) are more likely to select than Pentecostals (39%) and Christian/Church of Christ (40%)

“In the last year, which if any of the following has your church paid for their services?” (continued)

Vocalists who are members of your church

- Pastors of churches with attendance of 100-249 (19%) are more likely to select than those with attendance of 50-99 (12%)
- Pastors in the Northeast (22%) are more likely to select than those in the Midwest (13%) and West (10%)

Vocalists who sing regularly but are not members of your church

- Pastors in the Northeast (16%) are more likely to select than those in the Midwest (9%) and West (7%)
- Pastors with a Doctoral degree (16%) are more likely to select than those with no college degree (8%)
- Presbyterian/Reformed are the most likely to select (24%)

“In the last year, which if any of the following has your church paid for their services?” (continued)

Musicians and accompanists who are members of your church

- Pastors of churches with attendance of 250+ (42%) are more likely to select than those with attendance of 0-49 (27%) and 50-99 (31%)
- Pastors in the Midwest (37%) are more likely to select than those in the West (26%)
- African-American pastors are the most likely to select (53%)
- Pastors with a Master’s degree (37%) or a Doctoral degree (41%) are more likely to select than those with no college degree (27%) or a Bachelor’s degree (21%)
- Lutherans are the most likely to select (57%), and Christian/Church of Christ are the least likely to select (9%)

“In the last year, which if any of the following has your church paid for their services?” (continued)

Musicians and accompanists who play regularly but are not members of your church

- Pastors in the Northeast are the most likely to select (29%)
- Female pastors are more likely to select than males (26% v. 17%)
- Pastors with a Master’s degree (22%) or a Doctoral degree (23%) are more likely to select than those with no college degree (12%) or a Bachelor’s degree (11%)
- Mainline pastors are more likely to select than Evangelical pastors (23% v. 14%)
- Lutherans (27%), Methodists (27%), and Presbyterian/Reformed (39%) are more likely to select than Baptist (11%), Pentecostals (7%), and Christian/Church of Christ (10%)

Pastors' Views on Worship

Survey of American Protestant Pastors